

CRESCENT CRYPTO MARKET INDEX FUND



CRYPTOCURRENCY | MARKET INDEX FUND

ALL DATA AS OF 5/1/2019

FUND HIGHLIGHTS

The Crescent Market Index Fund's market cap weighted methodology provides secure, complexity-free access to the most liquid, large cap cryptocurrencies.

- **Representative and diversified** - investors gain exposure to over 85% of the crypto market with a single investment.
- **Data integrity and liquidity** - trades executed with largest, most reputable and liquid exchanges.
- **Safe and secure** - strict, multi-factor verification process followed; fund will not hold assets that cannot be stored and transferred safely.

FUND FACTS

- January 2018 inception
- \$50k minimum investment
- Max of 20 coins held in fund
- Rebalanced monthly
- All assets held in 100% cold storage

PERFORMANCE RESULTS

JANUARY 2017 – APRIL 2019



[1] Crescent is represented by the Crescent Crypto Market Index Fund, inception on January 1st, 2018. Fund returns are calculated net of expenses.

[2] Bitcoin is represented by the MVIS CryptoCompare Bitcoin Select Spot Index.











[3] Back tested results of the Crescent Crypto Market Index. Performance in the table above prior to January 1st, 2018 represents a hypothetical, backtested and unaudited return-stream that does not represent the returns of an actual account. Index performance does not include fees and expenses that are charged by the Fund. Actual returns may differ materially from hypothetical, backtested returns. Back testing is calculated by retroactively applying a financial model or Index-weighting methodology to the historical data to obtain returns. The Inception date for the Index is November 1st, 2017. Performance of an index is not illustrative of any particular investment. It is not possible to invest directly in an index. Please refer to additional important disclosures in the back.

CRESCENT CRYPTO MARKET INDEX FUND

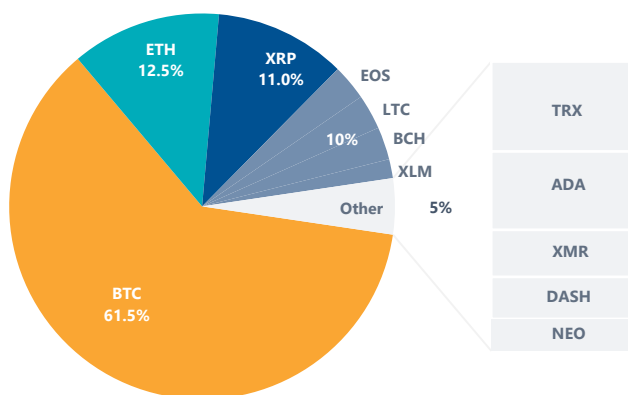
PORTFOLIO HOLDINGS AND ASSET ALLOCATION

ALL DATA AS OF 5/1/2019

CURRENT HOLDINGS

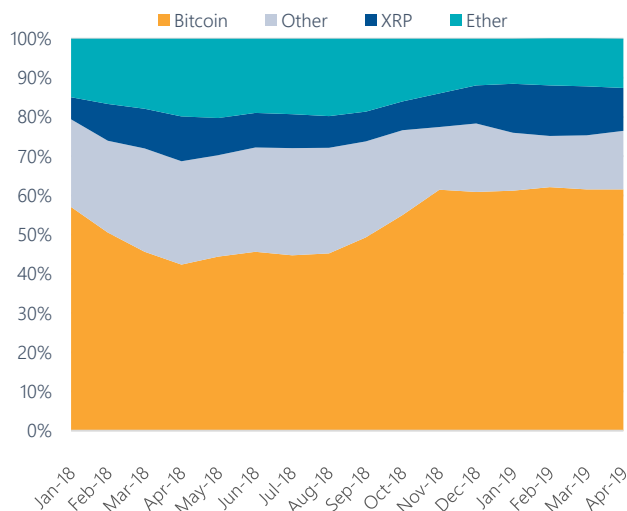
ASSET	SECTOR	%
 Bitcoin (BTC)	Store of Value	61.49%
 Ethereum (ETH)	Platform	12.54%
 Ripple (XRP)	Value Transfer	11.00%
 EOS (EOS)	Platform	2.98%
 Litecoin (LTC)	Value Transfer	2.93%
 Bitcoin Cash (BCH)	Value Transfer	2.74%
 Stellar (XLM)	Value Transfer	1.59%
 TRON (TRX)	Platform	1.46%
 Cardano (ADA)	Platform	1.27%
 Monero (XMR)	Anonymity	0.76%
 Dash (DASH)	Anonymity	0.68%
 NEO (NEO)	Platform	0.52%

TOTAL COINS | 12



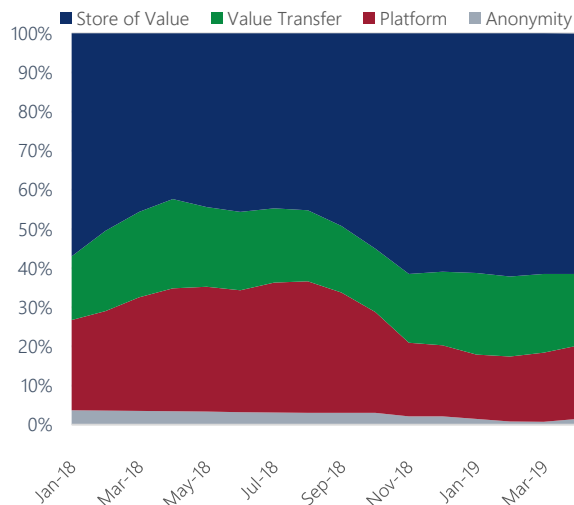
ASSET ALLOCATION

JANUARY 2018 – APRIL 2019



SECTOR ALLOCATION

JANUARY 2018 – APRIL 2019



CRESCENT CRYPTO MARKET INDEX FUND

STATISTICAL ANALYSIS

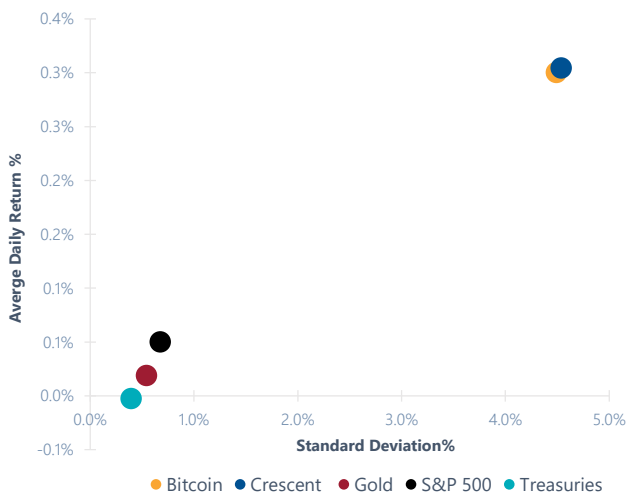
ALL DATA AS OF 5/1/2019

COMPARITIVE STATISTICS ¹

ASSET	CRESCENT ²	BITCOIN ²	GOLD ²	S&P 500 ²	BONDS ²
MTD	22.2%	27.8%	-0.6%	3.9%	-1.5%
3-Month	47.3%	52.8%	-3.1%	9.0%	0.5%
6-Month	-13.8%	-17.0%	5.2%	8.6%	6.7%
Year-to-Date (YTD)	32.8%	42.2%	-0.2%	17.5%	1.0%
1-Year	-60.4%	-43.5%	-2.9%	11.3%	2.5%
Since Inception (Annualized)	112.7%	106.7%	3.3%	8.4%	-0.7%
Since Inception (Cumulative)	482.1%	444.3%	11.1%	31.5%	-2.2%
Best Day	18.0%	20.7%	2.9%	5.0%	1.9%
Worst Day	-19.8%	-19.7%	-1.8%	-4.1%	-1.5%
Max Drawdown	87.9%	83.4%	13.3%	19.8%	13.7%
Standard Deviation	4.5%	4.5%	0.5%	0.7%	0.4%
Sharpe Ratio	1.2	1.2	-0.1	0.6	-1.0
Beta	-	0.8	0.5	0.5	0.0

RETURN/RISK ANALYSIS ^{1,2}

SINCE INCEPTION (ANNUALIZED)



CORRELATION ANALYSIS ^{1,2}

SINCE INCEPTION (ANNUALIZED)

	Crescent	Bitcoin	Gold	S&P 500	Bonds
Crescent	1.00	-	-	-	-
Bitcoin	0.83	1.00	-	-	-
Gold	0.06	0.00	1.00	-	-
S&P 500	0.09	0.06	-0.08	1.00	-
Bonds	0.00	0.01	0.35	-0.25	1.00

[1] Crescent is represented by the Crescent Crypto Market Index Fund, inception on January 1st, 2018. Bitcoin is represented by the MVIS CryptoCompare Bitcoin Select Spot Index. Gold is represented by Gold Futures, S&P 500 is represented by S&P 500 Index and Bonds is represented by US 30-Year T-Bond Futures. [2] Back tested results of the Crescent Crypto Market Index Fund and the Crescent Crypto Market Index. The inception date for the Fund is January 1st, 2018. The Inception date for the Index is November 1st, 2017. Performance in the table above represents a hypothetical, backtested and unaudited return-stream that does not represent the returns of an actual account. Index performance does not include fees and expenses that are charged by the Fund. Actual returns may differ materially from hypothetical, backtested returns. Back testing is calculated by retroactively applying a financial model or Index-weighting methodology to the historical data to obtain returns. Performance of an index is not illustrative of any particular investment. It is not possible to invest directly in an index. Best Day, Worst Day, Max Drawdown, Standard Deviation, Sharpe Ratio and Beta based on daily returns and calculated on an annualized basis from January 1st 2017 to February 28, 2019. Please refer to additional important disclosures in the back.

CRESCENT CRYPTO MARKET INDEX FUND

FUND INFORMATION AND TERMS

ALL DATA AS OF 5/1/2019

KEY FACTS AND TERMS

Asset Class	Cryptocurrency
Represented Index	Crescent Crypto Market Index (CCMIX)
Index Calculation Agent	MV Index Solutions (MVIS) - a Van Eck company
Fund Inception	January 1 st , 2018
Investment Objective	Rules-based, passive portfolio representing approximately 85% of the market cap of the entire crypto-universe.
Rebalance Frequency	Monthly
Offering Type	Ownership units offered under Regulation D / 506 (c)
Investor Qualifications	Investors must be accredited and U.S.-based
IRA Eligibility	Yes
Minimum Investment	\$50,000
Subscriptions	Weekly on Thursdays (Daily for \$250k contributions)
Redemptions	Weekly on Thursdays. One week notice required. No Lock Ups
Taxation	The fund is treated as a pass-through partnership for tax purposes (K-1)
Custody	100% Cold Storage

FEES

Management Fee	Starting at 2.00% (See website for fee schedule)
Performance Fee	0%

FUND SERVICE PROVIDERS

General Partner	Crescent Crypto Platform GP LLC
Investment Manager	Crescent Crypto Manager LLC
Legal Counsel	Morgan, Lewis & Bockius
Fund Administrator	Triple Leo Consulting LLC
Auditor	Berkower LLC
Bank	Signature Bank

Please refer to additional important disclosures in the back.

CRESCENT CRYPTO MARKET INDEX FUND

IMPORTANT DISCLOSURES

ALL DATA AS OF 5/1/2019

Copyright © 2019 Crescent Crypto Asset Management. All rights reserved.

DISCLAIMER: Crescent Crypto Asset Management LLC (the "General Partner") does not make any warranties or representations, express or implied, with respect to the timeliness, sequence, accuracy, completeness, currentness, merchantability, quality or fitness for any particular purpose of its data. The inclusion of a currency in an index, its weighting, or the exclusion of a company from an index, does not in any way reflect an opinion of the General Partner on the merits of that currency.

IMPORTANT DISCLOSURES

GENERAL

This presentation is provided for informational purposes only and is intended solely for the person to whom it is delivered. This presentation is confidential and may not be reproduced in its entirety or in part, or redistributed to any party in any form, nor may its contents be disclosed to any other person without the prior written consent of the General Partner. Information contained in this presentation is current only as of the date specified in this presentation, regardless of the time of delivery or of any investment, and does not purport to present a complete picture of the General Partner, Crescent Crypto Market Index Fund LP (the "Fund"), or any other fund or account managed by the General Partner, nor does the General Partner undertake any duty to update the information set forth herein.

This presentation does not constitute an offer to sell or the solicitation of an offer to purchase any securities, including any securities of the Fund, or any other fund or account managed by the General Partner. Any such offer or solicitation may be made to selected investors only by means of the delivery of a complete confidential private offering memorandum and related subscription materials (such documents, the "Offering Documents"), which will contain significant, material information not included herein regarding, among other things, information with respect to risks and potential conflicts of interest. The information in this presentation is qualified in its entirety and limited by reference to such Offering Documents, and in the event of any inconsistency between this presentation and such Offering Documents, the Offering Documents shall control. Any decision to invest must be based solely upon the information set forth in the Offering Documents, regardless of any information investors may have been otherwise furnished, including this presentation. You should not construe the contents of this presentation as legal, tax, investment or other advice, or a recommendation to purchase or sell any particular security.

This presentation outlines certain planned or expected characteristics of the Fund and does not purport to present a complete picture of the Fund or of any investment managed by the General Partner. The Fund is in a structuring phase and there may be material changes to the structure and terms prior to any interests in the Fund being offered. The actual structure of the Fund and its investments, including assets to be acquired and the composition of any investment portfolio, will be determined based upon market conditions and other factors applicable at that time. The summary provided herein of the Fund's terms and conditions does not purport to be complete. The Fund's Offering Documents should be read in its entirety prior to an investment in the Fund.

The information in this presentation was prepared by the General Partner and is believed by the General Partner to be reliable and has been obtained from public sources believed to be reliable. General Partner makes no representation as to the accuracy or completeness of such information. Opinions, estimates and projections in this presentation constitute the current judgment of General Partner and are subject to change without notice. Any projections, forecasts and estimates contained in this presentation are necessarily speculative in nature and are based upon certain assumptions. It can be expected that some or all of such assumptions will not materialize or will vary significantly from actual results. Accordingly, any projections are only estimates and actual results will differ and may vary substantially from the projections or estimates shown. This presentation is not intended as a recommendation to purchase or sell any commodity or security. The General Partner has no obligation to update, modify or amend this presentation or to otherwise notify a reader thereof in the event that any matter stated herein, or any opinion, project on, forecast or estimate set forth herein, changes or subsequently becomes inaccurate.

The information included in this presentation is based upon information reasonably available to the General Partner as of the date noted herein. Furthermore, the information included in this presentation has been obtained from sources the General Partner believes to be reliable; however, these sources cannot be guaranteed as to their accuracy or completeness. No representation, warranty or undertaking, express or implied, is given as to the accuracy or completeness of the information contained herein and no liability is accepted for the accuracy or completeness of any such information.

ALL STATEMENTS IN THIS PRESENTATION ARE THE OPINIONS OF THE GENERAL PARTNER, UNLESS OTHERWISE SPECIFIED.

INVESTMENT STRATEGY

The description herein of the approach of the General Partner and the targeted characteristics of its strategies and investments is based on current expectations and should not be considered definitive or a guarantee that the approaches, strategies, and investment portfolio will, in fact, possess these characteristics. Past results are not necessarily indicative of future results and no representation is made that results similar to those shown can be achieved. Investments in funds and accounts managed by the General Partner may lose value. Investment results will fluctuate. Certain market and economic events having a positive impact on performance may not repeat themselves. The performance results summarized herein are historic and reflect an investment for a limited period of time. The performance results do not reflect an investment in the Fund. Past results may be based on unaudited, preliminary information and subject to change.

POSITIONS

The holdings identified herein do not represent all of the securities purchased, sold, or recommended by the General Partner on behalf of the Fund. It should not be assumed that recommendations made in the future will be profitable or will equal the performance of the investment in this report. Past performance does not guarantee future results. Specific Digital Assets mentioned in this report are meant to demonstrate the General Partner's investment style and are not selected based on performance. The position reflected does not represent all the positions held, purchased, or sold, and in the aggregate, the information may represent a small percentage of activity. Upon request, the General Partner can furnish information about all recommendations the General Partner has made in the previous year.

CRESCENT CRYPTO MARKET INDEX FUND

IMPORTANT DISCLOSURES

ALL DATA AS OF 5/1/2019

GRAPHS/CHARTS

The graphs, charts and other visual aids are provided for informational purposes only. None of these graphs, charts or visual aids can and of themselves be used to make investment decisions. No representation is made that these will assist any person in making investment decisions and no graph, chart or other visual aid can capture all factors and variables required in making such decisions.

INDICES COMPARISONS

The returns of several market indices are provided in this presentation for information purposes only and the comparison does not mean that there necessarily will be a correlation between the returns of the Fund, on the one hand, and any of these indices, on the other hand. The indices have not been selected to represent an appropriate benchmark against which to compare the Fund's performance; but, rather, are disclosed to allow for comparison of the Fund's performance to that of certain well-known and widely recognized indices. Reference or comparison to an index does not imply that the portfolio will be constructed in the same way as the index or achieve returns, volatility, or other results similar to the index. The returns of the Fund differ from these various indices in that, among other reasons, the Fund is actively managed and may use leverage. Such indices are unmanaged and are not subject to fees and expenses, including transaction costs, typically associated with private investment funds. In addition, the Fund's holdings may differ from the securities that comprise the indices, and the differences may be material. Investments cannot be made directly in indices and such indices may re-invest dividends and income. Due to the differences among the Fund's portfolio and the performance of equity market indices, no such index is directly comparable to the investment strategy of the Fund.

MODEL RETURNS/BACK TESTING

The backtested hypothetical performance results provided herein reflect the assumptions incorporated in the model as of the date on which the model was prepared. The starting NAV of the fund was assumed to be \$50M. Performance results do not include the deduction of any fees or expenses. Index and rebalancing methodology detailed resulted in the following quarterly holdings: Q1 & Q2 – BTC and ETH; Q3 – BTC, ETH, XRP, LTC, DASH, XEM, XMR, ETC; Q4 BTC, ETH, XRP, LTC, DASH, XEM, XMR, ETC., QTUM, & SRAT , and such assumptions may be based upon data that was not available during the period for which backtested hypothetical performance results are shown. In addition, from time to time, the model may change and there can be no assurance that the current iteration of the model will be employed at any point in the future. The backtested hypothetical performance results are provided for informational purposes only to demonstrate the operation of the Fund and the model and how it may have performed under certain circumstances over the time period discussed herein. The backtested hypothetical performance results do not reflect actual trading of client assets, and actual performance results may vary from the backtested hypothetical performance results due to market conditions and other factors, including, without limitation, varying fees, expenses, borrowing costs and market liquidity. As a result of these and potentially other variances, actual performance results may differ materially from (and may be materially lower than) that of the backtested hypothetical results provided herein.

HYPOTHETICAL PERFORMANCE RESULTS HAVE MANY INHERENT LIMITATIONS, SOME OF WHICH ARE DESCRIBED BELOW. NO REPRESENTATION IS BEING MADE THAT ANY ACCOUNT WILL OR IS LIKELY TO ACHIEVE PROFITS OR LOSSES SIMILAR TO THOSE SHOWN. IN FACT, THERE FREQUENTLY ARE SHARP DIFFERENCES BETWEEN HYPOTHETICAL PERFORMANCE RESULTS AND THE ACTUAL RESULTS SUBSEQUENTLY ACHIEVED BY ANY PARTICULAR TRADING PROGRAM.

ONE OF THE LIMITATIONS OF HYPOTHETICAL PERFORMANCE RESULTS IS THAT THEY GENERALLY ARE PREPARED WITH THE BENEFIT OF HINDSIGHT. IN ADDITION, HYPOTHETICAL TRADING DOES NOT INVOLVE FINANCIAL RISK, AND NO HYPOTHETICAL TRADING RECORD CAN ACCOUNT COMPLETELY FOR THE IMPACT OF FINANCIAL RISK IN ACTUAL TRADING. FOR EXAMPLE, THE ABILITY TO WITHSTAND LOSSES OR TO ADHERE TO A PARTICULAR TRADING PROGRAM IN SPITE OF TRADING LOSSES ARE MATERIAL POINTS WHICH ALSO CAN ADVERSELY AFFECT ACTUAL TRADING RESULTS. THERE ARE NUMEROUS OTHER FACTORS RELATED TO THE MARKETS IN GENERAL OR TO THE IMPLEMENTATION OF ANY SPECIFIC TRADING PROGRAM, INCLUDING, WITHOUT LIMITATION, CERTAIN BIASES, WHICH CANNOT BE FULLY ACCOUNTED FOR IN THE PREPARATION OF HYPOTHETICAL PERFORMANCE RESULTS AND ALL OF WHICH CAN ADVERSELY AFFECT ACTUAL TRADING RESULTS.

FORWARD LOOKING STATEMENTS/PROJECTIONS

This presentation may contain certain "forward-looking statements," which may be identified by the use of such words as "believe," "expect," "anticipate," "should," "planned," "estimated," "potential," "outlook," "forecast," "plan" and other similar terms. All such forward-looking statements are conditional and are subject to various known (and unknown) factors which are out of the Fund's control, including, without limitation, general and local economic conditions, changing levels of competition within certain industries and markets, changes in interest rates and availability of leverage, changes in legislation or regulation, and other economic, competitive, governmental, regulatory and technological factors, any or all of which could cause actual results to differ materially from projected results. No representations or warranties are made as to the accuracy of such forward-looking statements. It can be expected that some or all of such forward-looking assumptions will not materialize or will vary significantly from actual results. Accordingly, any projections are only estimates and actual results will differ and may vary substantially from the projections or estimates shown.